



Sheet Title  
IRRIGATION  
DETAILS

### Revision Dates

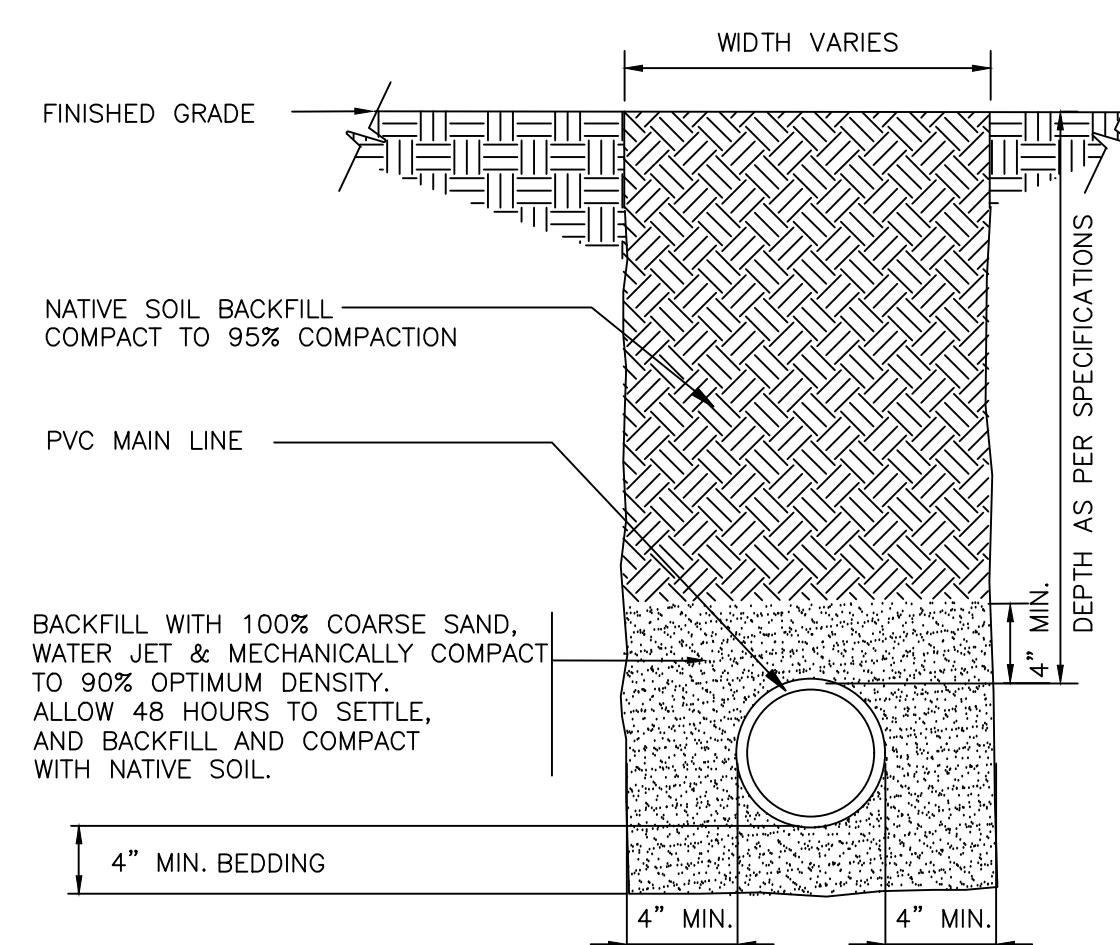
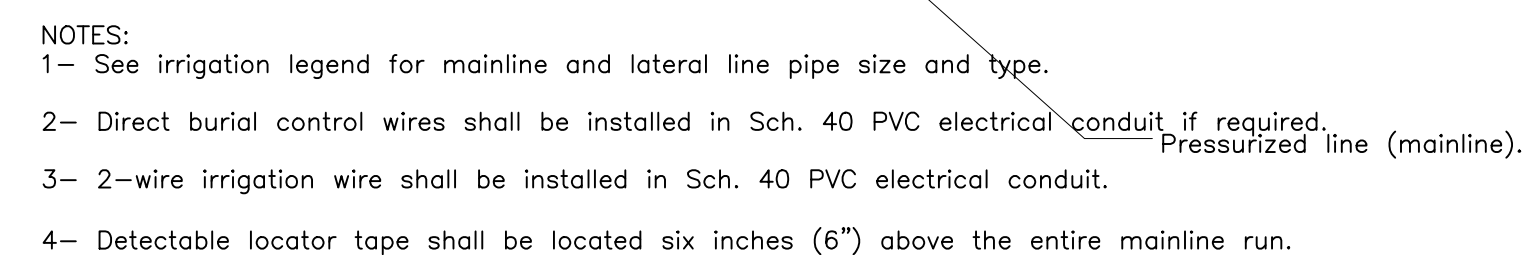
Date  
02/02/2026

Sheet Number

IR-3

Seal

STEPHEN M FECCIA, PLA  
LA 6667289



1. PIPE SIZES SHALL CONFORM TO THOSE SHOWN ON THE DRAWINGS. NO SUBSTITUTIONS OF SMALLER PIPE SIZES SHALL BE PERMITTED, BUT SUBSTITUTIONS OF LARGER SIZES MAY BE APPROVED. ALL DAMAGED AND REJECTED PIPE SHALL BE REMOVED FROM THE SITE AT THE TIME OF SAID REJECTION.

2. ALL MAINLINE, LATERAL LINE AND CONTROL WIRE CONDUIT UNDER PAVING SHALL BE INSTALLED IN SEPARATE SLEEVES. SLEEVES SHALL BE A MINIMUM OF TWICE (2X) THE DIAMETER OF THE PIPE TO BE SLEEVED.

3. INSTALL ALL BACKFLOW PREVENTION DEVICES AND ALL PIPING BETWEEN THE POINT OF CONNECTION AND THE BACKFLOW PREVENTER AS PER LOCAL CODES.

4. FINAL LOCATION OF THE BACKFLOW PREVENTER AND AUTOMATIC CONTROLLER SHALL BE APPROVED BY THE OWNER'S AUTHORIZED REPRESENTATIVE.

5. 120 VAC ELECTRICAL POWER SOURCE AT CONTROLLER LOCATION SHALL BE PROVIDED BY OTHERS. THE ELECTRICAL CONTRACTOR SHALL MAKE THE FINAL CONNECTION FROM THE ELECTRICAL SOURCE TO THE CONTROLLER.

6. ALL SPRINKLER HEADS SHALL BE SET PERPENDICULAR TO FINISH GRADE UNLESS OTHERWISE SPECIFIED.

7. THE IRRIGATION CONTRACTOR SHALL FLUSH AND ADJUST ALL SPRINKLER HEADS AND VALVES FOR OPTIMUM SPRAY WITH MINIMAL OVERSPRAY ONTO WALKS, STREETS, WALLS, ETC.

8. THIS DESIGN IS DIAGRAMATIC. ALL PIPING, VALVES, ETC., SHOWN WITHIN PAVED AREAS IS FOR DESIGN CLARIFICATION ONLY AND SHALL BE INSTALLED IN PLANTING AREAS WHEREVER POSSIBLE. THE CONTRACTOR SHALL LOCATE ALL VALVES IN SHRUB AREAS WHERE POSSIBLE.

9. IT IS THE RESPONSIBILITY OF THE IRRIGATION CONTRACTOR TO FAMILIARIZE HIMSELF WITH ALL GRADE DIFFERENCES, LOCATION OF WALLS, RETAINING WALLS, STRUCTURES AND UTILITIES. THE IRRIGATION CONTRACTOR SHALL REPAIR OR REPLACE ALL ITEMS DAMAGED BY HIS WORK. HE SHALL COORDINATE HIS WORK WITH OTHER CONTRACTORS FOR THE LOCATION AND INSTALLATION OF PIPE SLEEVES THROUGH WALLS, UNDER ROADWAYS AND PAVING, ETC.

10. DO NOT WILLINGLY INSTALL THE SPRINKLER SYSTEM AS SHOWN ON THE DRAWINGS WHEN IT IS OBVIOUS THAT THERE ARE THAT UNKNOWN OBSTRUCTIONS, GRADE DIFFERENCES OR DIFFERENCES IN THE AREA DIMENSIONS EXIST THAT MIGHT NOT HAVE BEEN CONSIDERED IN THE ENGINEERING. SUCH OBSTRUCTIONS OR DIFFERENCES SHOULD BE BROUGHT TO THE ATTENTION OF THE OWNER'S AUTHORIZED REPRESENTATIVE. IN THE EVENT THIS NOTIFICATION IS NOT PERFORMED, THE IRRIGATION CONTRACTOR SHALL ASSUME FULL RESPONSIBILITY FOR ANY REVISIONS NECESSARY.

11. ALL SPRINKLER EQUIPMENT NOT OTHERWISE DETAILED OR SPECIFIED SHALL BE INSTALLED AS PER MANUFACTURER'S RECOMMENDATIONS AND SPECIFICATIONS.

12. THE IRRIGATION CONTRACTOR SHALL INSTALL CHECK VALVES ON ALL HEADS IN AREAS WHERE FINISH GRADE EXCEEDS 4:1, WHERE POST VALVE SHUT-OFF DRAINING OF THE IRRIGATION HEAD OCCURS OR AS DIRECTED BY THE OWNER'S AUTHORIZED REPRESENTATIVE.

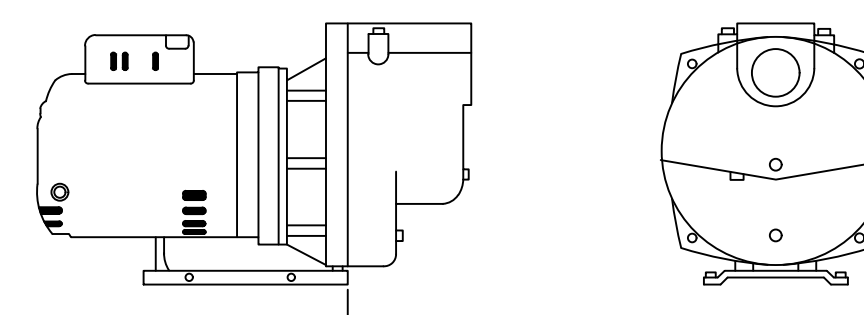
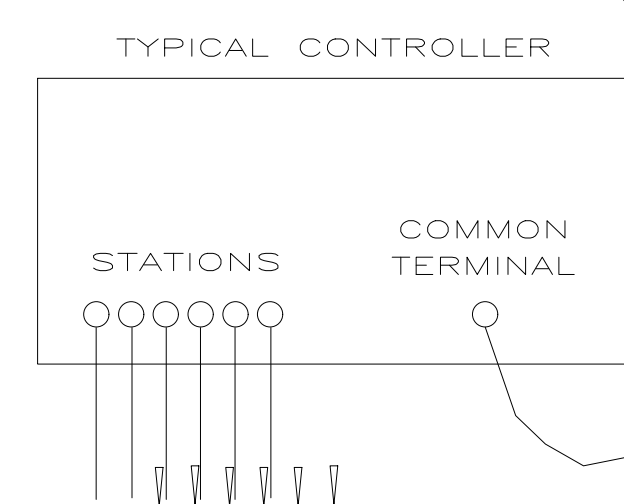
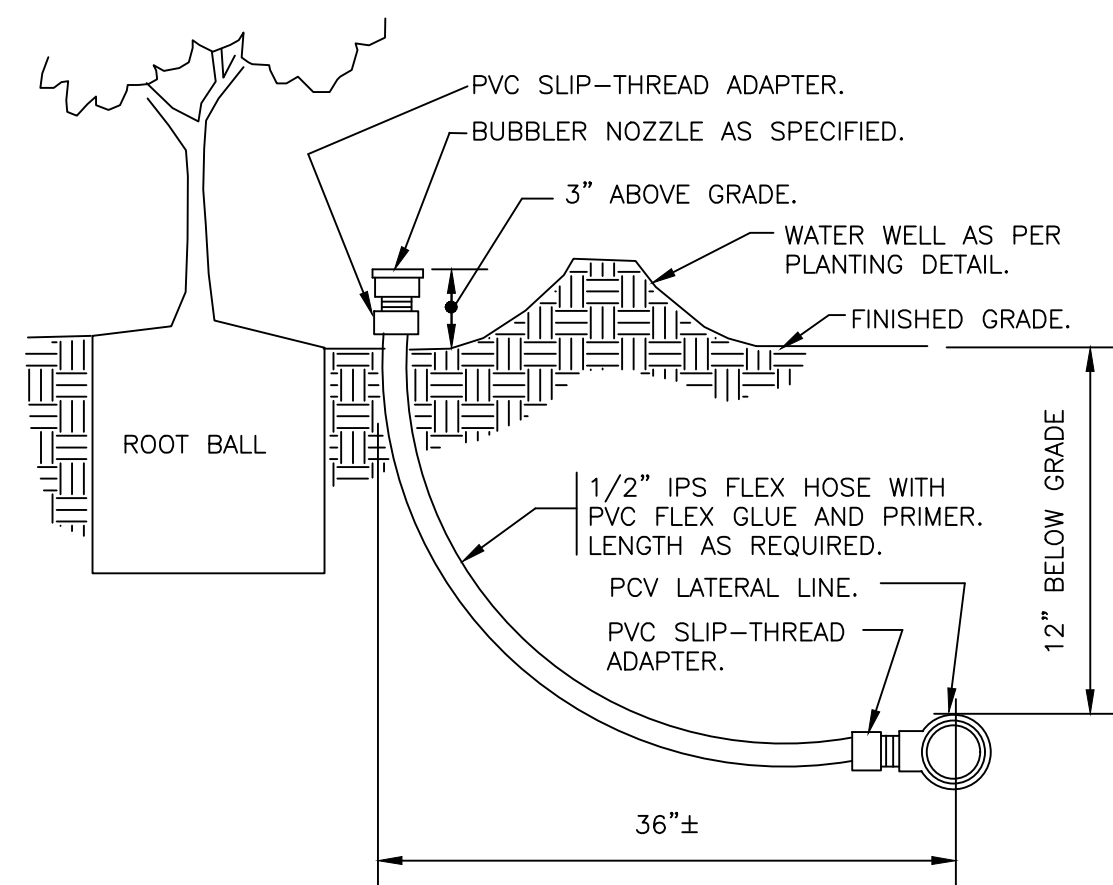
13. THE CONTRACTOR SHALL PROVIDE 1800 PCS (PRESSURE COMPENSATING SCREENS) AS NECESSARY TO REDUCE OR ELIMINATE OVERSPRAY ONTO STREETS, WALKS OR OTHER AREAS AS DIRECTED BY THE OWNER'S AUTHORIZED REPRESENTATIVE.

14. ALL CONTROL WIRES SHALL BE DIRECT BURIAL EXCEPT WHERE SLEEVES ARE REQUIRED.

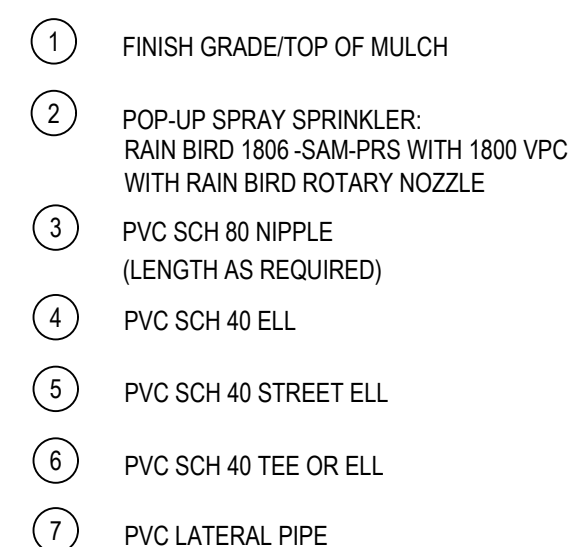
15. ALL REMOTE CONTROL VALVES, GATE VALVES, QUICK COUPLERS, CONTROL WIRE AND COMPUTER CABLE PULL POINTS SHALL BE INSTALLED IN APPROVED VALVES BOXES WITH COVERS.

16. THE INSTALLATION DEVICES ARE TO BE GUARANTEED FOR THE PERIOD OF (1) YEAR FROM THE DATE OF FINAL ACCEPTANCE.

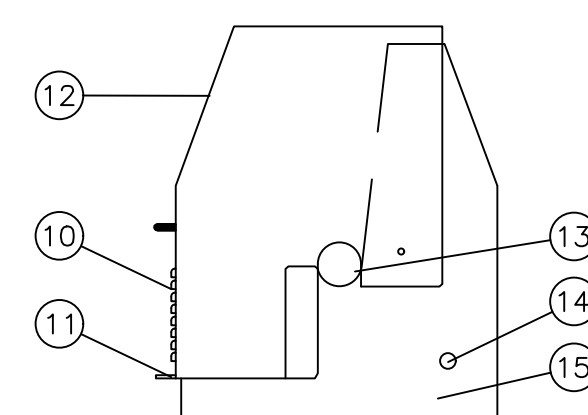
17. CONTRACTOR SHALL PROVIDE (4) SPARE CONTROL WIRES ALONG MAINLINE AND BUNDLE MINIMUM 10' IN A GROUND BOX AT THE END OF EACH MAINLINE RUN.



5 HP IRRIGATION PUMP



**NOTES:**  
1. INSTALLATION TO BE COMPLETED IN ACCORDANCE WITH MANUFACTURER'S SPECIFICATIONS



STEEL ENCLOSURE

**AAC**

PZ25-12000016  
03/03/2026



Know what's **below**.  
**Call** before you dig.

CHINESE STEVEDORES COMPANY, INCORPORATED, 11000 HIGHWAY 211, N. FEDERAL HIGHWAY CADRE-1, BRIDGATION DI AN DNG 170028, HO STEVE